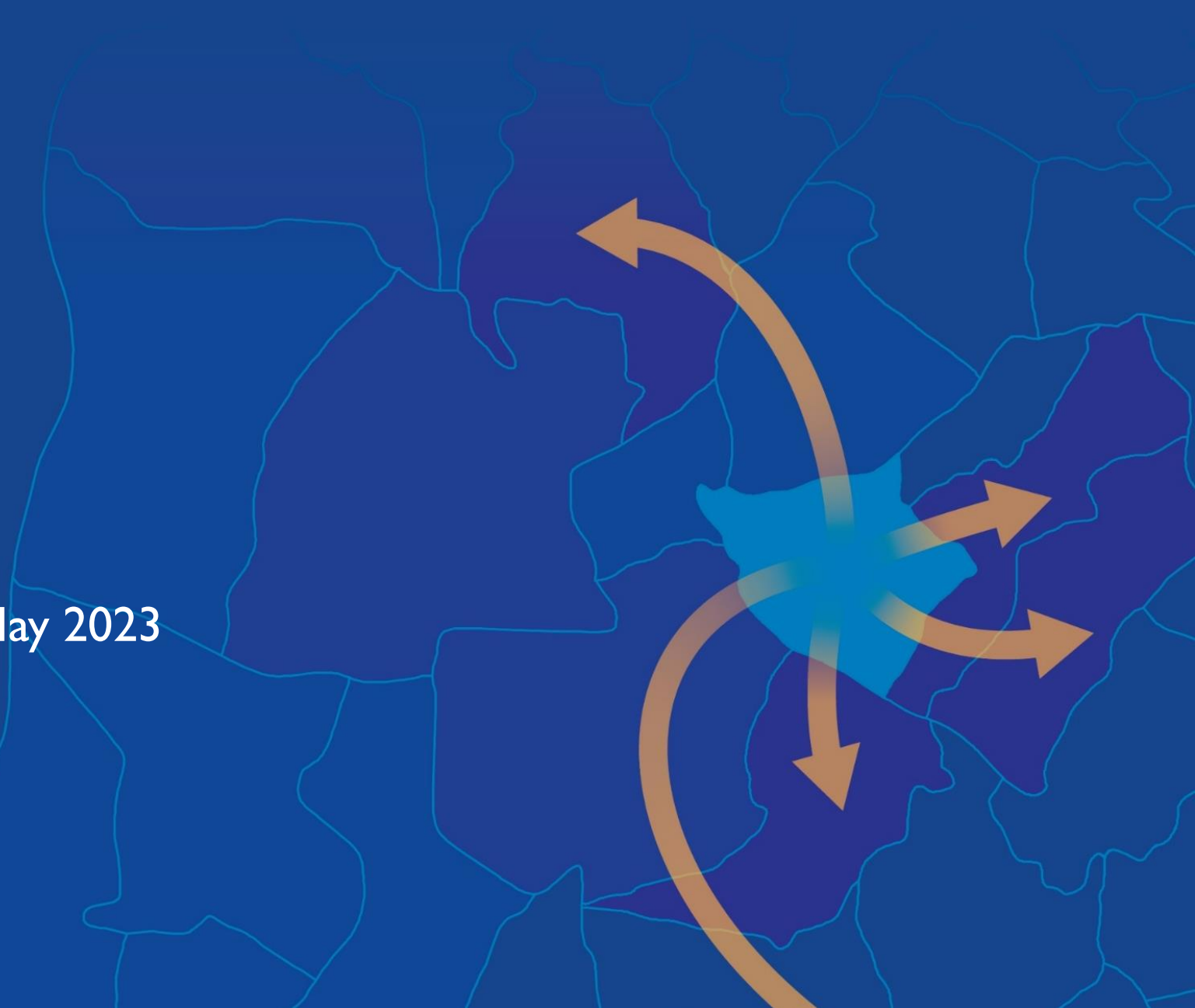


DTM

DISPLACEMENT TRACKING MATRIX

Returns Working Group, 2 May 2023

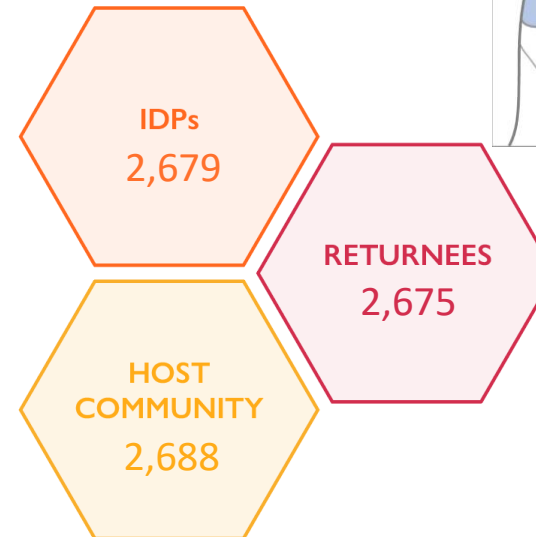
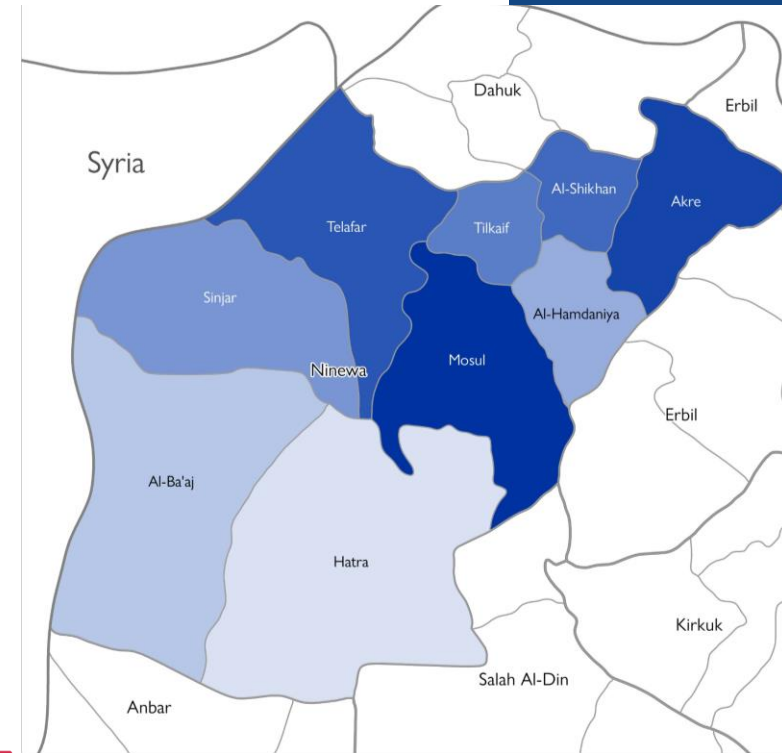


PROGRESS TOWARD DURABLE SOLUTION IN IRAQ

A pilot project in Ninewa Governorate

Methodology & Objectives

- **What?** measuring the progress towards durable solutions.
- **How?** HH survey with sample size and design allowing for comparison between three groups and generalizing the finding at the subdistrict level. **A total of 8,042 HHs interviewed.**
- **Why?**
 - To examine key obstacles and characteristics impeding progress towards durable solutions through comparison among IDPs, returnees and the population who never left their location of origin following the 2014 crisis.
 - To define the proportion of the IDP and returnee population that have overcome displacement- or return-related vulnerabilities.



What are the criteria to measure progress?





How to measure progress?

- The living conditions of IDP and returnee households were compared to the living conditions of stayee households across five criteria using an average value of ‘passed’ indicators
- The criteria where living conditions are relatively the same across all three groups are (1) safety and security as well as (5) documentation and participation.
- The criteria where differences are the most prominent are (4) restoration of HLP and compensation.
- Overcoming vulnerabilities related to the (2) adequate standard of living is more challenging for IDPs than returnees.
- Criterion (3) access to livelihood is problematic for all three groups.

Criteria Average	IDPs	Returnees	Stayees	Max
Safety and Security	2.94	2.95	2.97	3
Adequate Standard of Living	3.16	3.50	3.52	4
Access to Livelihoods	1.25	1.53	1.54	3
Restoration of HLP and Compensation	0.94	1.93	2.16	3
Personal Documentation and Participation	2.85	2.93	2.94	3
All five criteria	2.58	3.00	3.21	5

How many HHs have are close to solutions?

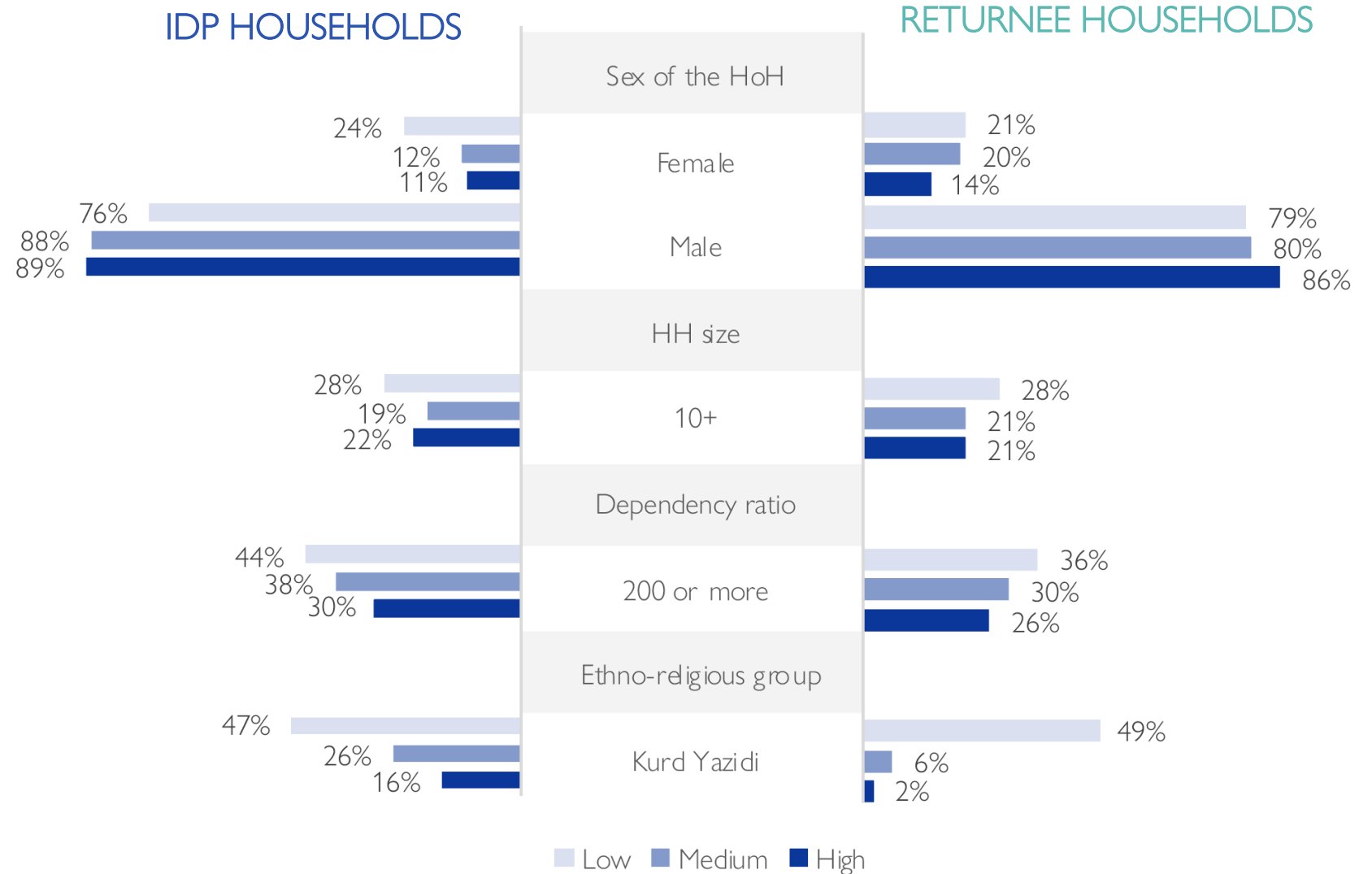
- Households were then rated according to the number of 'passed' criteria. Those who met only one criterion, or none are categorized as achieved 'low progress' (10% of IDPs and 3% of returnees), those who met two or three criteria – 'medium progress' (74% and 51%, respectively), and those who met four or all five criteria – 'high progress' (16% and 46%).

		Number of criteria that are met						Total
		Low progress		Medium progress		High progress		
		0	1	2	3	4	5	
 IDPs	# of households	408	3,674	16,757	13,960	6,320	578	41,698
	% of households	1%	9%	40%	34%	15%	1%	100%
 Returnees	# of households	380	9,734	68,980	95,582	108,809	38,924	322,410
	% of households	0%	3%	21%	30%	34%	12%	100%

What are the factors impeding progress?

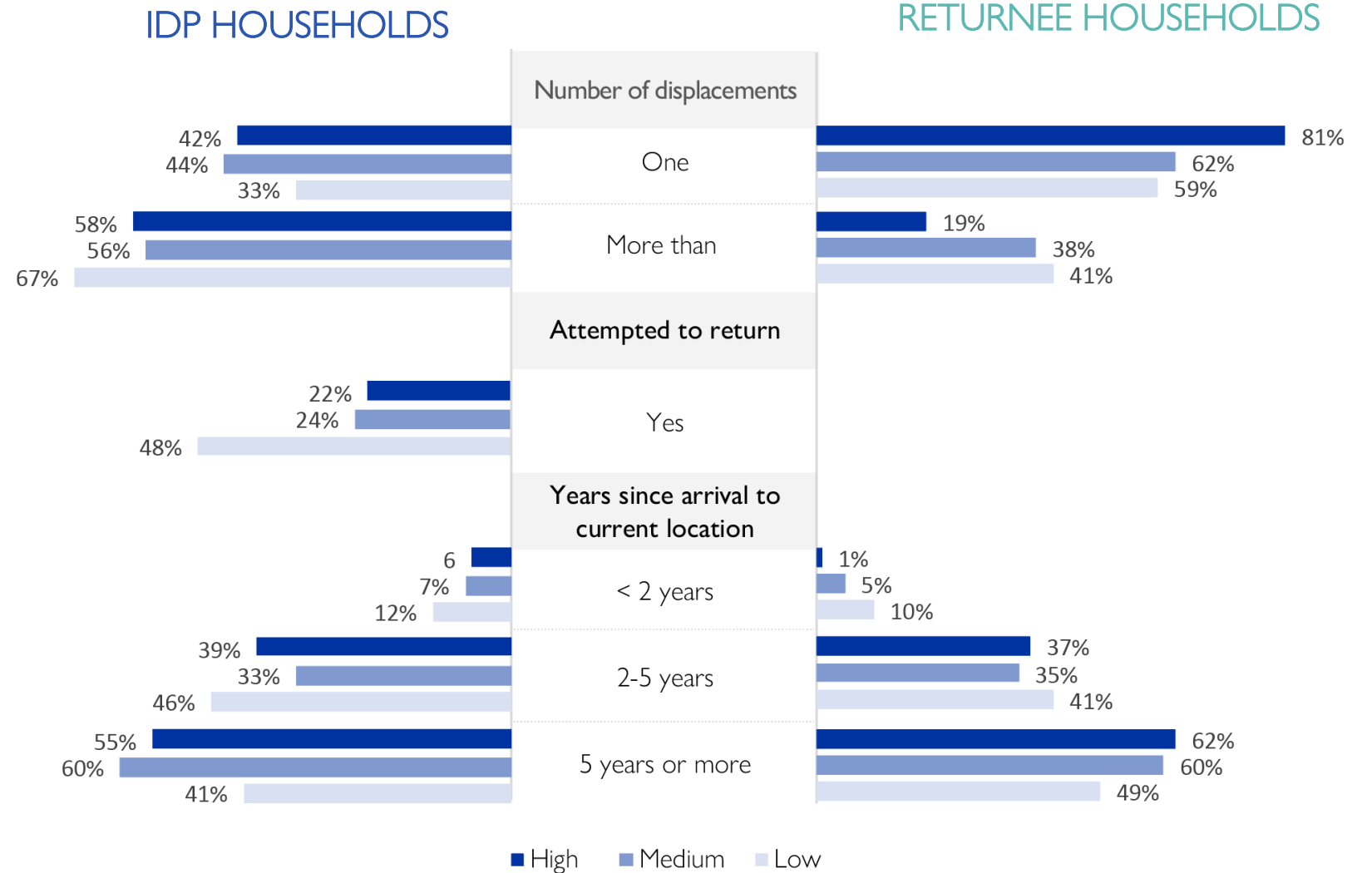


- Even though returnees significantly outperform IDPs, the characteristics of the most vulnerable households whose progress was rated as 'low' are quite similar.
- 'Low progress' categories have larger portions of Yazidis population, households where HoH is female and dependency ratio is high, i.e. prevalence of children and elderly over working-age members.



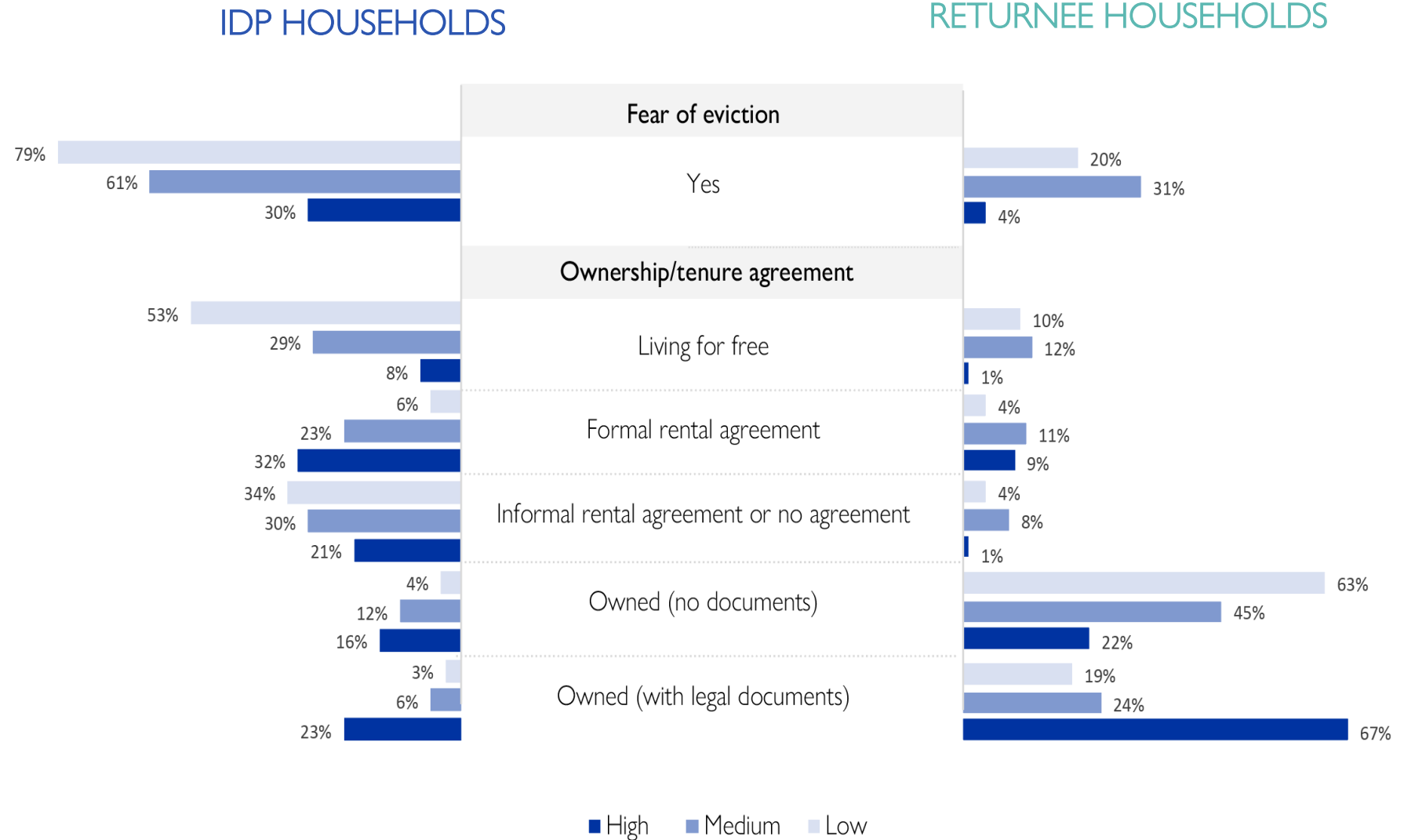
Length of displacement and return

- Instability prevents advancing toward solutions.
- Households with multiple displacements, failed attempts to return and fewer years in the same place more often show low progress in overcoming vulnerabilities.



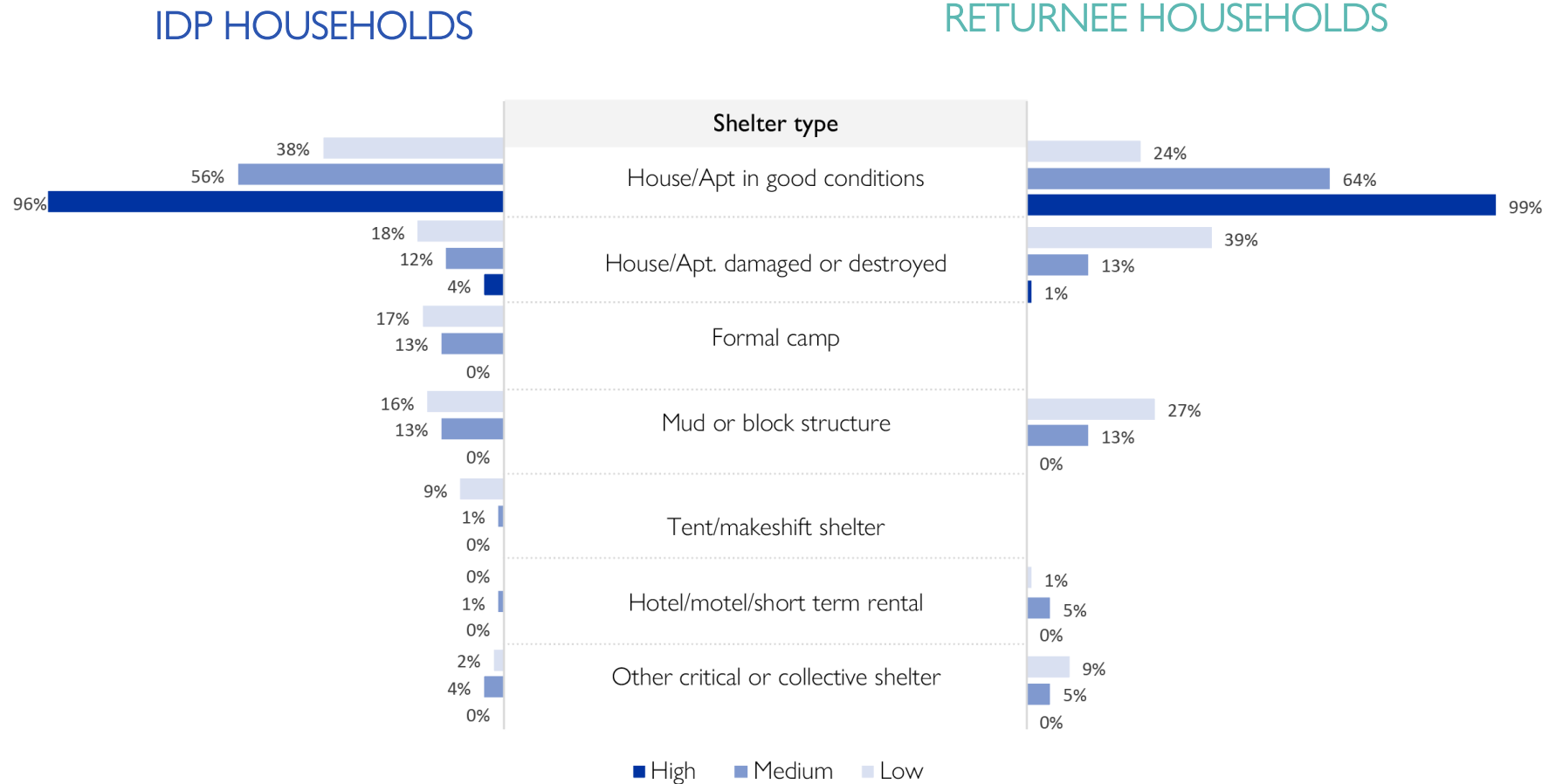
Housing situation

- Instability is also shown in the housing situation especially in insecurity of tenure and fear of eviction.
- Fear of eviction is much more common, although to a larger extent among IDPs than returnees
- Formal rental agreement is very rare in ‘low progress’ group compared to the ‘medium’ and ‘high’.
- Ownership of accommodation is the main difference between IDP and returnee households.



Housing situation

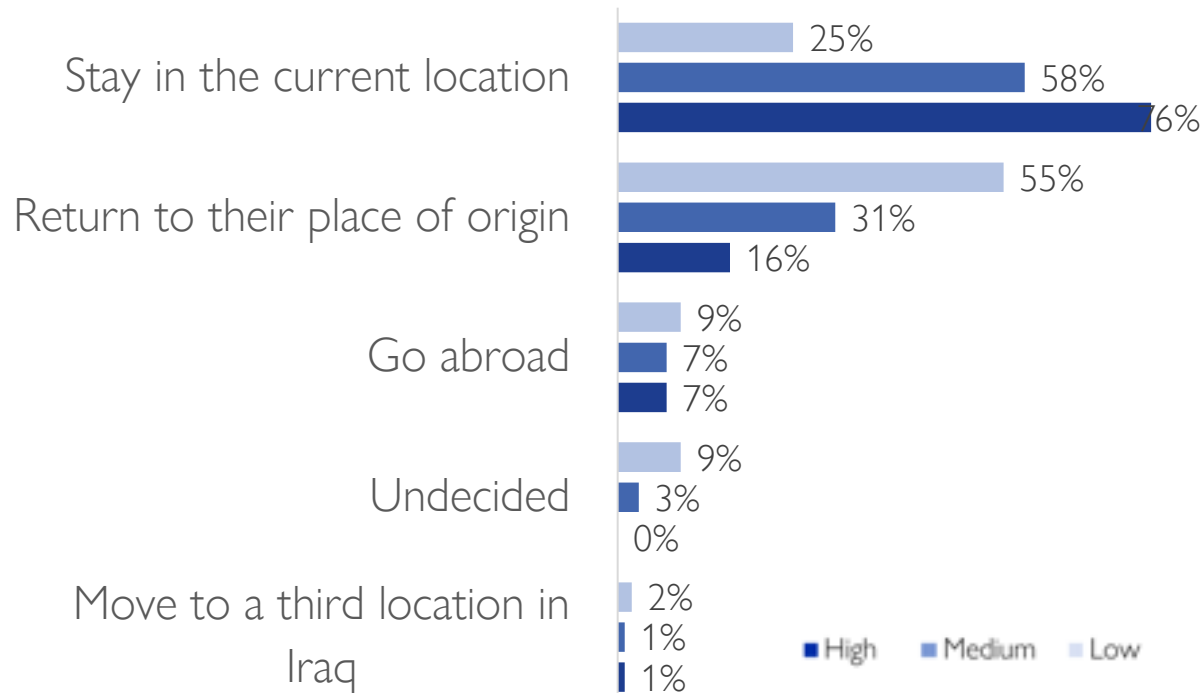
- Overall, the housing situation is where you can see the biggest difference.
- The portion of IDP and returnee households living in good conditions is considerably smaller in the 'low progress' group than in 'medium' and 'high'.



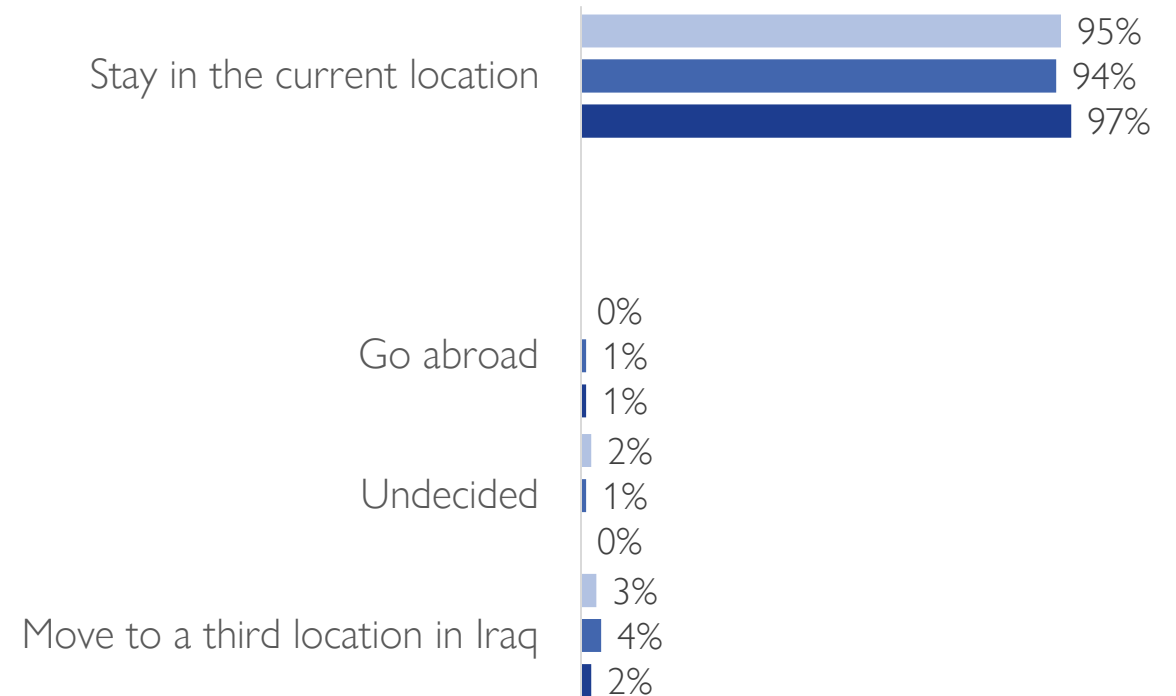
What is preferable solution?

- Most returnee households prefer to stay in their current location.
- Preferable solutions among IDP households vary across groups with different levels of progress indicating the correlation between progress and severity of their vulnerabilities.

IDP HOUSEHOLDS



RETURNEE HOUSEHOLDS



What did we find out?

- Returnees tend to report living conditions that are pretty much aligned with stayees in all domains, except for HLP and Compensation, and scored significantly higher than IDPs in all domains.
- 16% of IDPs and 46% of returnees passed four or all five criteria – ‘high progress’ group.
- ‘Medium progress’ – those who met two or three criteria (74% and 51%, respectively), ‘low progress’ – met only one criterion, or none (10% of IDPs and 3% of returnees).
- Characteristics of the most vulnerable households whose progress was rated as ‘low’ are quite similar. Larger portions of Yazidis population, households where HoH is female and the dependency ratio is high, i.e. prevalence of children and elderly over working-age members.

What did we find out?

Main barriers:

- There is a correlation between time spent in the same location as well as preferable solutions and progress. Instability prevents advancing toward solutions or even deciding on the preferable scenario.
- Lack of proper housing, documentation, and stable income are the main factors impeding progress.
- Home destruction remains the most common reason for not having returned, followed closely by the lack of livelihood opportunities at the origin.
- Access to livelihood is problematic for all three groups.

PROGRESS TOWARD DURABLE SOLUTION IN IRAQ

A pilot project in Salah al-Din Governorate

DATA COLLECTION: MAY-JULY

For further information please do not hesitate
to get in touch: iraqdtm@iom.int